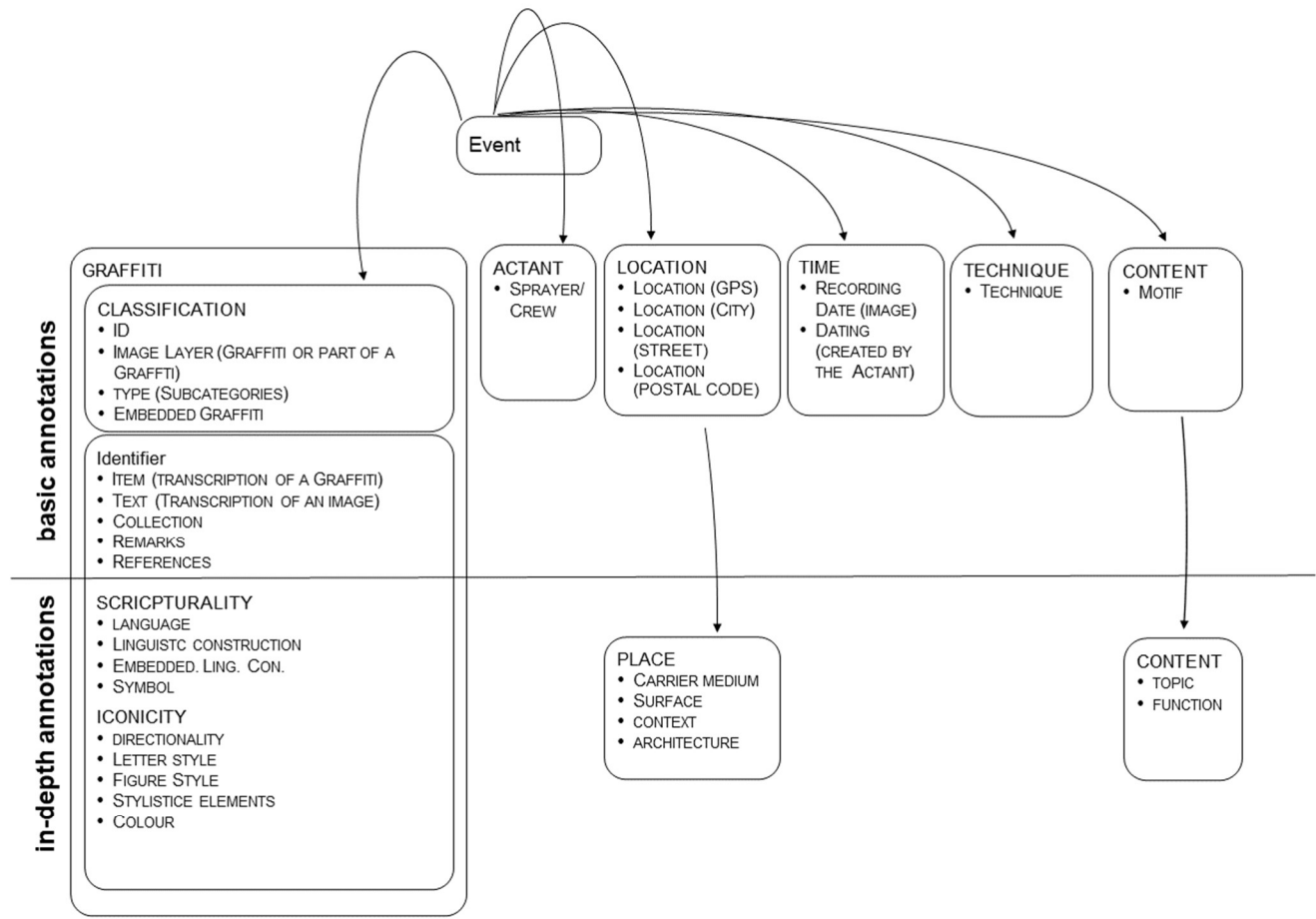


ANNOTATION MANUAL
(DEEPL TRANSLATION)
Version: October 2019

INGRID

Information system Graffiti in Germany



Central Categories - Overview

1. The existing categories and their subcategories/reference to free entry

Categories	Subcategories/reference for free input
Tags	<p>Graffiti Image status in process completed unusable illegible base annotated</p> <p>Graffiti Image Release Research Release</p>

Hierarchy level	Input of a parent element (if available)
Is original photo	Hook: yes no hook: no
Image layer	Photo gallery graffiti partial graffiti
Item	free input
Text	free input
Motif	fantasy figure woman child head man plant animal other
Sprayer/Crew	free input
Dating	free input
Location - GPS	free input
Location - City	free input
Location - Street	free input
Location – Postal Code	free input
Technique	pencil paint roller paint pen high pressure scratch chalk acid stencil spray can other

Carrier medium	Trailer vending machine railway line tree/plant ground mailbox bridge Bus Container Downpipe Window/blind Railing/handrail Closed interior Freight train Hall of Fame
	Stop noise barrier truck Mast Waste/disposal container Park bench Passenger train Car Column/Pillar/Support Display Case Sign Play/sports equipment Sticker Road salt container Electricity/distribution box Telephone box Gate Stairs Door Subway/S-Bahn Subway/S-Bahn/Passenger train - inside underpass Wall Fence other undefined

Surface	Asphalt Concrete Glass Wood Ceramics Plastic/ metal natural stone paper/cardboard plaster exposed aggregate concrete brick other undefined
Context	aggregates crew reference crossing crossed integrated isolated iterated environmental
Type	Character Comment Co-Construction Composition Message/ Concept Call Piece/Writing/Style Sketch Stencil Tag(s) Throw Up other

Topic	Drugs Erotic Film Peace Football/Sports Violence Graffiti Culture Art Love Music Politics Police Racism Religion School Death Environment Behaviour Economy other none
Function	Calling out/Noticing/Commenting Insulting Evaluating Designate/name Dating Threatening questioning Greetings/Addressing Localizing Naming Name Motivating Negating Signing Dedicating/Honoring Joking other undefined
Language	ar - Arabic de - German

	<p>en - English es - Spanish fr - French it - Italian ru - Russian tr - Turkish hybridization regional language alienation other undefined</p>
Linguistic Construction	<p>Abbreviation/acronym by-construction Dating construction Proper name finite construction für/for construction conversational article /formula identity infinite construction artist/object name localization construction name list Sprayer/crew name from other Sprayer/crew name from/with lexicon word Sprayer/crew name from/with neologism Sprayer/crew name from/with onym Text to-construction verbless construction - AdjP verbless construction - NP verbless construction - PrepP verbless construction - other x-AGAINST/FOR-y construction yo-/hi construction</p>
Embedded Linguistic constructions	<p>Abbreviation/acronym by-construction Dating construction Proper name finite construction für/for construction conversational article/ formula identity infinite construction artist/object name localization construction name list Sprayer/crew name from other Sprayer/crew name from/with lexicon word Sprayer/crew name from/with neologism Sprayer/Crewname from/with Onym Text</p>

	<p>to-construction verbless construction - AdjP verbless construction - NP verbless construction - PrepP verbless construction - other x-AGAINST/FOR-y construction yo-/hi construction</p>
Symbol/ Character type	<p>Letters Punctuation marks non-Latin characters symbolic characters numeric characters other</p>
Directionality	<p>diagonal horizontal vertical other</p>
Letter styles	<p>Abstract Style Blockbuster Style Bubble Style Graphic Style Semi Wild Style Simple Style Tag Style Wild Style None Other</p>
Figure style	<p>two-dimensional (e.g. a comic figure with contours and two-dimensional fillings) linear (e.g. a stick figure) modelling (e.g. a realistic representation)</p>

Stylistic elements	Arrow/s Asterisk/e Background Break/s Bridge/s Bubble/s Cloud/s Crown/s Drip/s Fill-In/s Heart/s Highlight/s Inline/s Iteration Nimbus Outline/s Point/s
	Quote/s Framing Shadow/s Side/s Smiley/s Speed Line/s Spiral/s Star/s Stripe/s other none
Colours	Blue tone Brown tone Yellow tone Gold Grey Green tone Purple Orange Red tone Black Silver White other


Embedded Graffiti	Character Comment Dating Single Character Greeting/Addressing Localization Name Motivation Signature/s Dedication other
Remarks	free input (explanations for the user)
Notes	Free input (for internal arrangements)
Architecture/Monument	free input
Literature/ References	free input
Collection	Niemann Cologne Police Mannheim Police Munich Police Stadtarchiv München, Sammlung Kreuzer Collection Dirk Kreckel Collection Herbert Jennerich UPB50
Recording date	Calendar selection
Processing date	Calendar selection
Processing status	closed Discussion case deleted not completed
Editor	free input
Editor	free input
Title	File name

2. Description of the categories and explanations of their subcategories/free text

Tags

- **In progress:** The graffiti has already been processed, but is not yet fully annotated.
- **Completed:** The graffiti is fully annotated and ready for submission to the editor.

- **Unusable:** An image may be unusable because ...
 - ...there's no graffiti,
 - ...the picture's blurry,
 - ...it's badly photographed,
 - ... it is already in the database and does not show another graffiti that could be described (In this case it is noted in the note field that it is a duplicate recording - entry: duplicate),
 - ... the graffiti is not legible due to the substrate (as in the example below),
 - ... personal data or persons are depicted which cannot be removed without making the graffiti unrecognisable.



Otherwise, the following applies to **personal data**:

Company signs, doorbell signs, mailbox signs, persons (faces), car license plates, telephone numbers, etc. are to be made unrecognizable by pixelating the corresponding areas.

- **Illegible:** Individual letters/lettering cannot (yet) be identified.
 - In the item and text field, the entry "illegible" is made (initially); assumptions can be noted in the note field. If, for example, in the case of a multi-part piece, only the central element (to be described further) is illegible, "illegible" is noted for this in the item and text fields. All legible partial graffiti can be recorded in the text field. Example:



For example, above: The graffiti can be annotated continuously. In this case, the tag "completed" can be set after the annotation is finished. The following categories can be processed in cases like these:

- Tags
- Hierarchy level
- Is original photo (yes/no)
- Image layer
- Item: illegible (In the case of a composition, the legible parts are included in the item field).
- Text: illegible (In the case of a Piece/Throw Up or a composition, the legible partial graffiti are also entered here).
- Motif
- Sprayer/crew (if this can be seen from legible partial graffiti)
- Dating (if this can be deduced from legible partial graffiti)
- Place of discovery - city
- Place of discovery - postcode
- Technology
- Carrier medium
- Surface
- Context
- Type
 - o If applicable, selectable for compositions on the basis of legible partial graffiti:
 - Subject area
 - Function
 - Language
 - Linguistic constructions included
- Character type (if this is still recognizable for wild style pieces; selectable for compositions)
- Directionality
- Letter styles
- Figure style
- Style elements

- Colours
 - Embedding/extension (in the case of Pieces/Throw Ups/Compositions with readable partial graffiti)
 - Notes
 - Note
 - Architecture/Monument
 - Literature
 - Stock
 - Recording date
 - Processing date
 - Processing status
 - Editor
 - Editor
 - Title
- **Base Annotation: Base annotation** includes the categories tags, hierarchy level, is original photo (yes/no), image level, item, text, subject (if any), sprayer/crew, dating, location - city and zip code, type, embedding/expanding, annotations, no- tiz, holdings, date taken, date edited, status edited, editor, ti- tel.
 - **Release research:** Annotation and editing have been done.

Hierarchy level

- A parent entry is to be set if ...
 - ... a picture is part of a photo series. The corresponding photo series is to be entered here.
 - ... a Piece/Throw Up contains a Comment. The Comment must then be cut out and described. In the description mask of the comment, the connection to the Piece/Throw Up is to be established via the Hierarchy Level field.
 - ... two or more graffiti of a photograph were cut out and described (old editing pattern). The corresponding photo forms the superordinate entry.

Important for uploading images: For all images uploaded to the database, the file name of the uploaded image must be entered in the description mask under "Title".

Remark: If an image has been cropped and it shows a smaller image than the original cropping, the original image has to be entered as parent layer in the cropping mask (This rule applies to images that have been cropped according to the old scheme or to special exceptional cases).

Is original photo

- A check mark must be set here if the image is an original photo. If this is not the case, no check mark is set. An image is not an original photo if it only shows a section of an original image. This is the case, for example, if a comment has been cropped for the description. If, on the other hand, images are pixelated as original photos (or cropped according to the old processing pattern, if necessary) in order to remove person-related information, the "is original photo" checkbox must be set.

Image layer

- The **photo layer** is formed if, exceptionally, several graffiti of one photograph are to be described (this procedure corresponds to the old processing pattern).
- The photo layer is also reserved for those cases where a name listing consisting of Pieces/Throw Ups is spread across different shots. One of the shots is placed on the graffiti layer. In this mask the whole name listing is described. The other shot is placed on the photo layer. Both shots are linked via the photo layer:



- If a photograph shows a contextual connection, a different perspective of an already described item or an already recorded partial graffiti and does not contain further graffiti that can be described at the same time, this photograph can be included in the database as a photo (as part of a photo series).
- The **photo series** is formed when several graffiti are attached to one and the same location on different photographs. Prerequisite for the formation of a photo series: It must be clearly visible on the pictures that it is e.g. a wall, i.e. one graffiti must be visible on the picture of the other graffiti.



Placeholder for the image layer of the photo series



- If a photo series is uploaded, the file name of the uploaded photo series must be entered in the description mask under "Title". The file name is composed as follows: FS_(for photo series)abbreviation of the editor_consecutive count of the already uploaded photo series (example: FS_JS_355).
- If photographs are discovered that are (apparently) duplicates, i.e. that show the same location, but on which one or more graffiti have been added (i.e. the photographs show different dates of recording), these photographs are linked via a photo series in order to document the chronological progression:



Date of recording: 30.09.2008 Date of recording: 25.05.2009

- The graffiti **level** describes the respective graffiti. Linking several images to a photo series does not have to be done via the photo level, but can be done directly via the graffiti level.
- **Partial graffiti** are parts of a multi-part graffiti. As independent data sets they are generated for comments of Throw Ups or Pieces. For this purpose, the comments are cut out, uploaded and described here in a separate mask. The reference is to be made via the hierarchy level (Throw Up or Piece). All other partial graffiti (such as localizations or dedications) are created under the category "linguistic constructions contained" (in the case of a composition) and/or under "Embedding/Extension" captured.

Item

- The graffiti to be described is entered in the item field. The upper and lower case must be observed!
- For the notation of punctuation marks and symbolic signs, see the comments on the **type of sign**.

Text

- All legible graffiti are entered in the text field. The upper and lower case letters must be observed!
- The same rules apply to the writing of punctuation marks and symbols in the text field as for the item field (see the explanations on the **line type**).
- Different graffiti (i.e. graffiti that do not belong together) are separated by a vertical line.
- Likewise, partial graffiti of a graffiti are delimited from each other and from the element (item) to be described with a vertical line.
 - In this way, a Piece with all its partial graffiti is delimited from them.
 - Signatures: All signatures that belong together are labeled as belonging together and thus separated from the other partial graffiti with a vertical line (as in the example below):



Text box: 4: .KeWS... ..PoWeR... ..SAW... | 2K | **RBK "SoBeR"** | SoBER | FUCK FAME Fuck i-NET Fuck you! | '11

- The signatures (in the example above SOBER and RBK) are - despite visual separation in the recording - not separated from each other by a vertical line in the text field, but combined between two hyphens. A further example is given by the following picture:



Text field: SKARE | **NcS Scare** | 97 | "68" | II FLUSH

- Note: For the delimitation of iterations, see under **Context Iterations**.

Motif

- Figurative motifs (e.g. man, woman, animal, plant) are recorded here. A motif is also to be selected if it is only embedded in the graffiti. Under Embedding/extension, this is recorded as a character.
- In the case of a combination of a figurative element and a verbal graffiti in the form of a speech bubble, image and writing are annotated together as a composition:



⇒ Here the motive (selection: other, man and fantasy figure) and the comment LiSTEN! form the graffiti to be annotated.

- If there is no figurative motif (as part of the graffiti to be annotated), then "none" is selected under Motif.
- If a character forms the graffiti to be annotated, the item field remains empty. Note: No directionality is specified in these cases.

Sprayer/Crew

- In the sprayer/crew field, all names are entered in capital letters that can be seen in a related graffiti and are possible sprayers/crew, i.e. are not part of a greeting or dedication.



Text field: CheK | cHeK cMc TOc MeRY JOF | 4: LINDA + MARTIN | 2: My cMc BROTHERS TIME + ScOT | 94

Item field: CheK

Sprayer/crew field: **CHEK | CMC | TOC | MERY | JOF**

- Sprayer/crew names are separated from each other in the sprayer/crew field by a vertical line.

Name additions:

- Additions such as Crew, Cru, Kru, Boys, Posse, Gang or similar will NOT be entered in the sprayer/crew field.
 - If these additions to a name are discovered, this is evidence that the name refers to a crew. As a crew name, this can then be entered in the INGRID Wiki with a corresponding picture and, if possible, with the corresponding crew members: [https://wikis.uni-paderborn.de/graffiti/Informationen_zu_den_Namen_\(Pseudonyms\)](https://wikis.uni-paderborn.de/graffiti/Informationen_zu_den_Namen_(Pseudonyms)).
 - For the indication "Crew reference" see under **Context**.
- Note: Locating and dating numbers that are used in conjunction with sprayer-/crew names are not recorded in the sprayer/crew field (they are not evaluated as part of the name, but as separate functional units).

Name Motivation:

- Basically, in the case of a name motivation, the short form is recorded in the sprayer/crew field.

- For the entry of a sprayer/crew name in the sprayer/crew field, the following forms of name motivation (see also under Name motivation function) must be taken into account:
 - **Resolution of an acronym:** HDF => Heroes of Darkness; WR => Wall Runners. This is usually the resolution of a crewname. Entry in the sprayer/crew field: HDF; WR (the resolution can stand alone or form the graffiti together with the acronym).
 - **Short and long form** (usually) of a sprayer name: Only if both forms together form the graffiti, we assume a name motivation (HEKTIK HTK; RACE RE). Entry in the sprayer/crew field: HTK; RE (EXCEPTION: If the short form consists of only ONE letter, the long form is entered in the sprayer/crew field [IBO I; sprayer/crew field: IBO]).
- If a **character** can be clearly assigned to a certain crew/sprayer, the corresponding name can be entered in the sprayer/crew field. An example is the flamingo of the HDF crew. Even if HDF is not listed here, HDF can be entered in the sprayer/crew field:



- If a (repeatedly occurring) character cannot be associated with a sprayer/crew, we use a designation for it in the sprayer/crew field according to the pattern NOTNAME XY (example below: NOTNAME STRICHFIGUR).



- If Piece/Throw Up and Signature show **name variants**, both name variants must be included in the sprayer/crew field (in the example below, the spelling of the name in the Piece (SKARE with /K/) and the name in the Signature (SCARE with /C/) vary):



Text field: SKARE | NcS Scare | 97 | "68" | II
 FLUSH Sprayer field: **SKARE** | **SCARE** | NCS

- If, on the other hand, a name is written as a tag by a sprayer/crew in different ways, as is the case with the sprayer ÄRIS (ÄRIS/AERIS), then the sprayer/crew field is filled in with what is realized in each case.
- Note: Punctuation marks that stand for a letter are not entered in the sprayer/crew field, but instead the letter equivalent:



Text and item field: AERIS
 Sprayer field: **AERIS**

- Partial graffiti level note: On the partial graffiti level, the sprayer/crew field is not filled.

Dating

- If there is a date on/in a graffiti, the year is entered in the date field. In the case of an abbreviated date such as 06, the full year (2006) is entered. In the "Text" field, on the other hand, the abbreviated notation (06) is used.

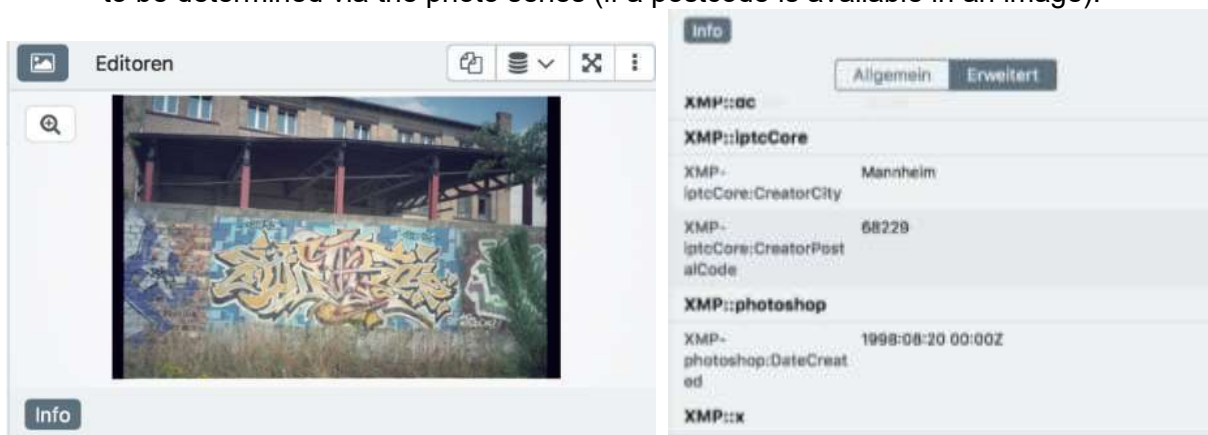
Place of discovery - city

- The city in which the graffiti was recorded is entered here. This entry is preset for the Mannheim stock. If necessary, the entry can be changed accordingly.

The city code must be adapted to the information in the Excel table (e.g. Heddeshheim). If no postal code is available, Mannheim remains entered under Location - City (default setting); in the **comment field it is noted: City uncertain.**

Place of discovery - postcode

- In the Excel table, the postcode is to be determined on the basis of the corresponding file title and entered here.
- If the postcode and admission date are not included here, they can be taken from the XMP data if necessary. This procedure is then noted in the note field (e.g. in the form "Postcode and date of recording taken from XMP data"). If necessary, the postcode is to be determined via the photo series (if a postcode is available in an image).



- If postcodes within a photo series differ from each other, an attempt is made to determine a dominant postcode. If this is not possible, the respective specified postcode (from the Excel table or the XMP data) is entered and noted in the comment field: **Postcode uncertain.**

Technology

- **Pencil** (self-explanatory)
- **Paint roller** (self-explanatory)
- **Coloured pencil** (self-explanatory)
- **High pressure** is to be entered if no paint was applied, but the wall surface was treated by the sprayer/crew with a high-pressure device. As a rule, a stencil is used to apply a specific motif to the wall. This procedure is also called Kärcher-Graffiti, Reverse-Graffiti or Street-Branding.
- **Scratching** is to be entered if a graffiti has not been sprayed but scratched or scribed into the surface, e.g. with a wire brush on glass or plastic. This process is known as scratching.
- **Chalk** (self-explanatory)
- **Acid** is entered in so-called "etchings", where the sprayer has used a paint pen filled with acid. The graffiti is created by etching the surface.
- **Template** (self-explanatory)
- **Spray can** (self-explanatory)
- **Other** (all other cases)

Carrier medium

- If the graffiti to be described extends over different carrier media, the respective carrier media are selected (a carrier medium is also selected if the graffiti only touches it in a small part). The following carrier media are also to be understood contextually: Train line, stop and stairs. This means that if a graffiti is for example on a ticket machine at a suburban train stop, the carrier media machine, train line and stop are selected.
- The category **trailers** includes, for example, car or truck trailers. If the graffiti to be described is on a trailer that is coupled to a car or truck, the car or truck is also selected as the carrier medium. Construction trailers that can be pulled by tractors, trucks, or other construction vehicles are also included in the trailer category. This category does not include trailers that are tied to a rail (these are recorded via the respective train type, e.g. freight train or passenger train).



Pendant
(Item: "NeRo")



Trailer + rail line (Item:
BebES ARmAn)



Pendant (Item:
SWS)

- Note: Contextually defined carrier media are also taken into account in the case of mobile carrier media. In the middle example, this would be the specification of the carrier medium railway line.

- The carrier medium **vending machine** includes, for example, ticket, cigarette, parking ticket or chewing gum vending machines. The base of a vending machine is also part of this carrier medium (in the example below this concerns the lower black graffiti).



Machine
(Item: ÄR!S)

- **Railway line** is specified if the graffiti is located within the immediate vicinity of a railway line or directly on the track. The networks of freight and passenger traffic as well as tram and underground lines are taken into account. The graffiti in question can, for example, be located on a railway barrier, a

train, a noise barrier in the track area or a ticket vending machine on the track.



Railway line + wall
(Item: 12)



Track line + wall (Item:
3!)



Train line + stop +
Vending machine
(Item: illegible)

- **Tree/plant:** Graffiti applied to trees are usually designed as tags and often have a vertical orientation (due to the limited width of the carrier medium).



Tree/Plant (Item:
ÄR!S)

- **The ground as a** carrier medium includes graffiti on floors that can be driven on or walked on, such as roads, footpaths and floors in enclosed indoor spaces. Directionality is not selected in these cases.



Floor
(Item: üBeR)



Floor + Stairs
(Item: 68)



Floor + Bridge
(Item: The ANe Crew is
sorry about crossing)

- The **mailbox** category includes (mostly yellow) mailboxes that are used for sending mail. Mail slots, as they are usually recessed in house entrance areas, or house mailboxes for the acceptance of mail fall under the category other.



Mailbox
(Item: SCT)

- All bridge types are recorded in the **Bridge** category. If the graffiti is on a column, railing or staircase of the bridge, the corresponding media are selected in addition to Bridge.



Bridge + other
(Item: SKiR TRUE! 2011!!)



Bridge + railing/handrail +
Railway line + other
(Item: Outlaws)



Bridge + Wall + Stairs
(Item: "ShoP")

- **Bus** is selected as the carrier medium if the graffiti is located on a local or long-distance public transport bus or a coach. If a window or a door of the bus (in parts) serves as a carrier medium, this is also recorded via the respective carrier medium.



Bus + window/blind (Item:
68)

- The category **containers** includes large-scale transport/storage containers as well as office containers (mostly as parts of container buildings). Containers that hold construction waste or bulky waste, for example, are included under the category waste/disposal containers.



Container + window/blind + sign
(Item: HDF)

- A **downpipe** is a pipe running vertically along the walls of a house for the drainage of rainwater and wastewater. Small-format tags with vertical alignment are usually applied to downpipes. But also large-format pieces and throw-ups on walls can run over downpipes, so that this carrier medium is to be selected in these cases.



DownpipeDownpipe + wall
(Item: HDF)



(Item: LOW)

- In addition to building windows of all kinds (façade, roof, basement windows), windows of means of transport (such as cars, trains or trailers) are also included in the **window/blind category**. The graffiti does not have to be on the window glazing to be entered in the window/blind category; window frames, window sills, window ledges, etc. are also recorded as components of a window in this category.



Window/blind
(Item: HTK SonSo)



Window/blind
(Item: CL!)



Window/blind
(Item: Fuck COPS)

- The support medium **railing/handrail** is selected if the graffiti is located on a railing or handrail. Railings are used for fall protection on slopes and balconies and for guiding people on public transport.



Railing/handrail
(Item: MA 621)



Railing/handrail
(Item: FUNKy Style)



Railing/handrail +
Stairs
(Item: ANe)

- The category of **enclosed interior** includes, for example, basement rooms of youth centres, public toilet rooms or stairwells. The specification of the carrier medium enclosed indoor space must be specified with regard to the carrier medium concerned in the indoor space (e.g. door or wall).



Closed interior
+ wall + staircase
(Item: DiAS)



(Item: neon)

- The **freight train** category includes both rail freight traction units and freight wagons.



Freight train
(Item: CP ROS)

- **Halls of Fame** are graffiti-designed surfaces of (house) walls, noise barriers, bridge piers, etc., on which (mostly) large-format, elaborately designed pieces are found that take a certain amount of time to produce. The use of these surfaces is usually authorized by the respective owner. A sufficient criterion for recognizing a Hall of Fame is that the graffiti located there are particularly sophisticated in terms of design and can therefore be identified as the products of experienced sprayers. The Hall of Fame carrier medium is

for the graffiti to be described, i.e., for example, Hall of Fame and wall or Hall of Fame and bridge.



Hall of Fame + Wall (Item: oSkAR")

- The medium **stop** is selected if the graffiti to be described is located in the immediate vicinity of a stop or is applied directly to a stop shelter. The category stop includes bus stops as well as all kinds of stops of rail-bound passenger traffic (street and subway stops as well as stops of local and long-distance passenger trains). If the respective photograph of the graffiti to be described only shows a section of the immediate surroundings, indications such as the presence of a platform, a bus bay, a bus shelter or the like can be used to categorize the carrier medium as a stop. In any case, the carrier medium stop must be specified (wall or noise barrier must be additionally selected if the graffiti is located on the wall of a bus stop shelter or on a noise barrier at the stop).



Stop + vending



Stop+ noise barrier +Rail line (Item: EuRo)
(Item: PARE

- **Noise barriers** are mainly found along motorways, expressways and railway lines. If the graffiti to be described is located on a noise barrier along a railway line, the railway line must also be selected as the carrier medium. Connecting elements of noise protection elements are part of the noise protection wall.



Noise barrier
(Item: NeRO1)



Noise barrier + railway line + stop
(Character)

- The **truck** category includes larger commercial vehicles. If the graffiti in question is on the trailer of a truck, the trailer must also be selected as the carrier medium. It may also be necessary to specify whether the graffiti to be described is on a door or a window of the truck.



Truck
(Item: ZONK)



+ Door
(Item: PuRe)

- The category **pole** includes, for example, lampposts, electricity poles, overhead poles, traffic light poles or sign poles. It is not uncommon for the photo of the graffiti to be described not to show the upper part of the element in question, which provides information about its functionality, so that it may be difficult to distinguish this category from the column/pillar/support category (for example, in the case of a narrow, vertically running metal element). The positioning of the element in question can be used as an aid to interpretation when assigning it to one of the two categories.



Mast
(Item: TNS)



Mast
(Item: RE)



Pole + stop + rail li ne
(Item: KARA)

- The category of **waste/disposal containers** includes, among others, public waste containers, private waste containers, used clothing containers, used glass containers as well as containers for building rubble, bulky waste, etc.
o. Ä. Refuse systems embedded in masonry fixtures are also included in this category, even if the graffiti to be described is on the

The wall is located in the brick part enclosing the waste container (in this case, the wall carrier medium must also be selected).



Waste/disposal containers + Wall (Item: SC!)



Waste/disposal container (Item: TFN)



Waste/disposal container (Item: BaO)

- The carrier medium **park bench** includes both free-standing park benches and benches or seating areas mounted on walls, for example in bus stop areas.



Park bench + stop (Item: one)



Park bench (Item: DASO)

- The **passenger train** category includes long-distance and regional passenger trains, such as ICEs and regional trains.



Passenger train + train line + window/blind (Item: KROM...)

- In addition to vehicles for (individual) passenger transport, the passenger **car** category also includes sprinters and smaller transport vehicles. If a trailer carrying the graffiti is attached to the car, both media (car and trailer) must be selected. As already mentioned under trucks, the door or window may have to be selected as a carrier medium.



Car + Door
(Item: ReSt)

- The category **column/pier/support** includes load-bearing and supporting elements of, for example, bridges or roof structures.



Column/Pillar/Support + Bridge
(Item: ANe)



Column/Pier/Support
(Item: Me!!)



Column/Pillar/Support + Bridge + Wall
(Item: CKS)



Column/Pillar/Support + Rail Line + Stop
(Item: BARE)



Pillar/Pillar/Support + Wall (Character)



Pillar/Pillar/Support+ Wall (Item: PooR!)

- The carrier medium **showcase** includes free-standing or wall-mounted objects for displays and/or exhibits. The frame, the base, the feet and the pane are part of the carrier medium.



Display case
(Item: HTK)



Display case
(Item: TFN)



Display case
(Item: PeRO)

- The carrier medium **sign** mainly includes traffic signs and company signs. It is crucial that the graffiti is on the sign itself. If, for example, only the sign pole was sprayed, only the pole is selected. If the sign is attached to a wall or a fence, the corresponding carrier medium is also selected.



ShieldSign + Wall
(Item: FHL 305)



(Item: PooR!)

- Immobile support media such as slides, swings, small playhouses, football goals, skate ramps and basketball hoops, which are usually located on playgrounds and sports fields, are included as play and sports **equipment**.



Playing/sports equipment
(Item: UM cRu)



Game/sports equipment
(Item: JAY 7)

- Various forms are grouped together under the **sticker** carrier medium. This includes printed stickers, postal stickers sprayed or written on with graffiti, and sprayed, written on or painted adhesive foils. Next to the sticker carrier medium, the carrier medium on which the sticker is located is indicated in each case.



Sticker + power/distributor
machine box
(Item: ULTRA MA 99)



Sticker+ vending
(Item: HDF)

- The category gritting **container** is selected if the graffiti to be described is on a container for storing gritting material.



Road salt container
(Item: PoST)

- The category **electricity/distribution** boxes includes electricity boxes, but also other distribution boxes such as telecom distribution boxes.



Power/distribution box
(Item: HeRR DeR RiNGe)



Power/distribution box
(Item: ANe 25)

- In the case of the **phone booth** category, Door may need to be selected as the medium if the graffiti is on the phone booth door.



Telephone box +
door (Item: DASO)

- **The door** category includes garage doors (often in the form of roller doors), entrance/exit doors and larger door elements that can be passed by cars and trucks. Gates lead into garages or onto restricted areas and parking areas. In the case of combined door/gate elements that are used for both entry and exit (when fully open) and entry and exit (when the door element is open), both categories (door and gate) are selected, regardless of which part of the combined element the graffiti is on.



Goal
[Item: neco]



Goal
(Item: G.L.L)



Goal
(Item: RWZ)



Gate + Door
(Item: TFN!)

- The medium **stairs** is selected if the graffiti to be described is located on the steps, the accessible surface of a staircase or in the context/immediate surroundings of a staircase (e.g. on a wall in a stairwell).



Stairs + Wall
(Character)



Stairs+ Floor
(Item: üBeR)

- **Doors** include all types of personnel doors such as house entrance and interior doors or garden doors (usually embedded in a fence). Doors are available as hinged and sliding doors. As with windows, elements such as the frame or the lintel of a door are part of it. Doors of trains, cars (including rear doors), trucks and other means of transport as well as elevator doors or telephone booth doors also belong to this category. Equipment doors (e.g. of switch cabinets) do not belong to the door category; they are recorded as carrier media under other.



Door
(Item: Cheese)



Door + wall + bottom
guide
(Item: SWS)



Door + window + passenger train
+ railway line
(Item: illegible)

- Graffiti on trams, underground trains and suburban trains is recorded under the carrier medium underground/train. If the graffiti is on the door or the window of the train, the corresponding carrier medium is also indicated.



Subway/S-Bahn + Bahn-Line
(Item: ÄRIS)

- Graffiti in the interior of passenger trains, trams, suburban trains and underground trains are collected in the category **underground/train/passenger train interior**. If doors or windows within the interior areas mentioned are provided with a graffiti, these are additionally indicated as carrier media.



Subway/Train/Passenger Train
inside
(Item: HSK)



Subway/train/passenger train-
- inside + door
(Item: HSK")

- **The underpass** category includes pedestrian underpasses that can be walked on. The entrances and exits leading to an underpass, as well as the entrance areas and side surfaces of underpasses, are also included under this category. Tunnels for road and rail traffic are not part of the underpass category.



Underpass + wall
+ stairs
(Item: SWS)



(Item: PUTZEN)

- The category **wall** includes walls of buildings (exterior and interior walls), walls of structures (such as bridges) and walls. The sides of small buildings, electricity boxes, bus stop shelters and bicycle shelters or toilet cabins are also part of the carrier medium wall. Wall is also selected as a carrier medium if the graffiti to be described is on an element embedded in the wall (such as a metal flap or a recessed lamp in an underpass wall).



Wall + Bridge (Item: 8bit)



Wall (Item: TFN)



Wall (Item: KS)



Wall + other (Item: RaF)

- The **fence** category includes property fences and construction fences. If the fence is connected or supported by wall elements, no additional wall is selected.



Fence (Item: SWS)



Fence (Item: "DiNO")

- The category **"other"** includes media which can be clearly identified, but which are not included in the form of separate categories due to their low frequency. The category other includes, among others, billboards, advertising columns, elevators, ceilings (parts) and roofs, (ventilation) slots/grids, lights, metal covers (mostly embedded in walls*), railway and parking barriers, crash barriers, porta-potties, flower tubs, monuments and art objects.

*For elements embedded in walls (metal covers or luminaires), the Wall category will also be selected.

- **Indeterminate** is selected when the carrier medium cannot be clearly determined (often in the case of close-ups).

Interface (self-explanatory)

- Choice of surfaces: Asphalt, concrete, plastic, metal, natural stone, brick

Context

- The context **aggregate** is to be selected, if several graffiti are to be seen on a picture, which do not belong together and do not cross each other:



- Note: If there are two different graffiti on a photo, one of which crosstalks the other, only crossend is selected. If, on the other hand, there is another graffiti in the photo that does not crosstalk the described item or is crosstalked by the described item, aggregate must also be selected.
- If a graffiti contains **two or more names**, at least one of which is a crew name, **crew reference** is selected.
 - A crewname is known if it is entered in the wiki as a crewname, possibly with already identified members ([https://wikis.uni-paderborn.de/graffiti/Informationen_zu_den_Namen_\(Pseudonymen\)](https://wikis.uni-paderborn.de/graffiti/Informationen_zu_den_Namen_(Pseudonymen))).
 - Members can be identified if their names can be seen together with an already identified crew name or a name that contains the addition Crew/Cru/Kru/Boys or similar. If these names are not yet entered in the wiki as members of the corresponding crew, they will be added with the corresponding picture credits.

Crew reference:



- If a Piece/Throw Up contains the addition CREW/CRU/KRU or similar and is surrounded by signifying names, the Crew reference is selected in the context.
- The crew reference is NOT given if only one crew name forms the graffiti (20090630PpVog35) or if no other names are contained in the graffiti (IMG_2852).



20090630PpVog35




- A narrow definition is assumed for the context indications **crose/vilified** or **crossend**.
 - If a graffiti is crossed by another graffiti even at a small corner or if it crosses another graffiti with a small part, i.e. if it overpaints/intersects it, this is also considered accordingly in the context.



- Here you have to select for the item RiSK in context crose/vilified.



- The context information depends on which graffiti is described in the mask.
 - Case A: If ReK is described, select **crost/ reviled** in the context.
 - Case B: If TOY is described, **integrated** and **crossend** are to be selected in the context.
- The context **integrated** is to be indicated when one graffiti refers to another linguistically. The reference is interactive.



Textbox: Tokio Hotel | is Doof | Peking Pension

- When describing "is Doof" or "Peking Pension", one would therefore have to choose integrated in the context. As co-constructions, they complement the graffiti "Tokio Hotel" or refer to it linguistically.
- The context **isolated** is to be selected if the recording shows only one graffiti:



- Note: It is possible that at a later point in time a graffiti that was initially annotated as isolated may turn out to be part of a photo series. The contextual information must then be adjusted accordingly.
- The context **iterates** is to be selected, if a graffiti appears at one place several times in repetition.
 - For the entry in the text field, serial and varying iterations are to be distinguished:

Serial Iteration:



Text field: nek

Varying iteration:



- In the text field, all different variants are included, as far as they can be represented according to the rules for the character type: MAREk MAREk!
- There is no separation with a vertical line, because the graffiti belong together.
- A variant is selected for the item field, which is described continuously in the mask.

Iterated signatures on a Piece or Throw Up:

- If the signatures are iterated on a Piece or Throw Up, the iteration is captured via the context.
- The above rules for serial and varying iterations apply to writing in the text box.



Text field: MADCHAT (Piece) | chAt! chat! chat (Signatures)



Text field: RiSK (Piece) | RiSK (Signature)

- The context **environmental** is to be selected with graffiti, which refers to other than graffiti in their immediate spatial environment.

Type

- A **character** is a figurative graffiti (e.g. man, woman, animal, plant). A character can be designed in different ways (linear, flat or modeling).

Examples of "fantasy character" and "other":



Fantasy figure



other

- Some sprayers use a linear figure instead of a tag, a so-called "**charactag**". Charactags are not recorded as "tags" but as "character".



- The following example shows a two-dimensional character:



- In the case of a combination of **character and tag**, the system checks whether there is a dominant element or whether both elements are of equal value.

- If there is a **dominating element**, it is described, i.e. in this case either Tag or Character is specified under Type. The non-dominant element is noted under Embedding/Extension. The subject field is to be filled in in any case.



dominant character with embedded tags



dominating tag with embedded character


- If **both elements are equivalent**, it is a **composition**. In this case, all elements are recorded under Embedding/Extension. In the following example, these are the embeddings Signature and Character. CB is entered in the item field:



- **Character and verbal graffiti:** The dominant element is described. In the majority of cases, this is the character. In this case, the verbal graffiti is an embedding/extension ("Comment") and is cut out and edited as a partial graffiti - as with a Piece or Throw Up; EXCEPTION: The verbal graffiti is in a speech bubble. Then it is a composition with the embeddings/extensions Character and Comment.
- **Character in tag:** If a character replaces a letter in the tag, the tag is selected under Type and the character is specified under Embedding/Extension.



- **Character in Piece/Throw Up:** If a character replaces a letter in the Piece or Throw Up, then Piece/Throw Up is selected under Type and the character is specified under Embedding/Extension.



- A **Comment** is a graffiti-typical comment or aphorism that is part of a Piece. For information on how to use Comments, see Image Level Partial Graffiti, Parent Entry, and Sprayer/Crew Field.


Examples of Comments:



- A **co-construction** occurs when a linguistic construction, a symbol or a motif of one sprayer is completed, extended, modified or (slightly varied) copied by another sprayer. Public signs can also serve as the basis for a co-construction:

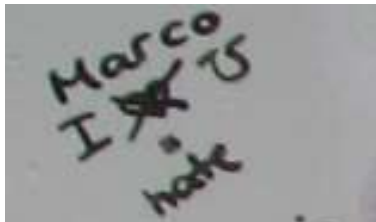


- In the case of an **extension/completion**, the entire construction appears in the item field (not just the new graffiti that has been added). A vertical separator is placed between the old and new graffiti. The entire construction forms the basis for the further description.



Item field: Tokio Hotel | is Doof

- In the case of a **modification**, the new, modified construction is recorded in the item field.



Item field: Marco I hate U

Textbox: Marco I {HERZ} U | Marco I hate U

- In the case of **parallelizations**, the new, parallelizing construction appears in the item field.



Item field: CREATE HDFiSMUS (as a parallel construction to CAPITAL MUS)

Text field: CAPITALISM CREATE | HDFiSM CREATE

- Finally, syntactic structures of a graffiti can be reactivated/implicitly taken up again by a second graffiti. In these cases, too, the new, added graffiti is co-constructed.



Item field: ich too

Text field: I am The Best | ich too

- The type **composition** is to be selected if it is a multi-part graffiti in which there is no dominant element (as is usually the case with a Piece or Throw Up) and several linguistic constructions are to be found.
 - In the case of a composition, all elements belonging to the graffiti are entered in both the text and item fields.



Text and item field: RuDeL RockeRS "RR" | MKS | 2: my RuDeL

Type: Composition

Embedding/extension: name motivation, signature, greeting

Included linguistic constructions: Identity construction, spray name from/with neologism, to construction.

Note: The field "Linguistic construction" remains blank.

- For the selection of the subject area, the following applies: If possible, the dominant subject area is selected.
 - Under Function, the dominant function is selected for compositions, if possible.
- A **Piece** is a large, multicolored and flat graffiti. The central lettering is usually decorative (with stylistic elements) and can include figurative representations (characters). Smaller forms of graffiti are often embedded in a piece (e.g. tags, comments).



- A **sketch** is a usually small preliminary drawing of a graffiti on paper or in the Black-book.
- A **saying/concept call** is verbal graffiti, i.e. sayings or single words with a meaning, but which are not names. A concept call is a word that calls up a concept in the sense of an idea, a fact or a state (such as LOVE or HATE).
 Note: A symbol, even if it invokes a concept as in the case of a heart, is not recorded as a concept invocation but as an "other" type. If, on the other hand, the concept appears in the form of a word, as in the case of a graffiti of the pattern "V + P = Love", this is recorded as a "saying/concept call". The category "Saying/concept call" is tied to the word form. Numerical coding of words or acronyms (such as 1312 for ACAB) are also recorded under this category.



Type: other




Type:spell/concept call

Examples of spell/concept call:

"Graffiti is not a crime", Fuck you, Fuck CVV, I {HERZ} you, I love Denise, toy, Gang Star, Burner Chrome for you, SAA goes (rules), Nias is the biggest checker manheim, Hip Hop Junkies, BOA Non Stop, Antifa, ACAB, hate, fuck cunt, suburbia, heavy metal etc.





Note: On the other hand, pictorial signs or ide- ograms and the following cases are not classified as a **saying/concept call**:

Proper names, artist names, localizations, football graffiti.

- **Stencils** are stencil graffiti.
 - Here, multiple entries are made under Type if the stencil is a character, a saying/concept call or a composition.
 - If only one sprayer/crew name is designed as a stencil, only Stencil is selected.



Specification: Stencil



Combination of character and stencil, multiple choice



Combination of slogan/concept call and stencil, multiple choice



Composition and stencil, multiple choice

- Note: A composition is always specified when multiple elements occur, as seen here: Character and Comment or Character and egg name. A comment is not cut out in the stencil.
- A **tag** is a single-color, linear, majority rather small-format lettering. It is usually one (or more) names, e.g. sprayer/crew names, localizations, proper names, artist names, football graffiti, name listings, name motivations:



Sprayer/Crewname



Localization



Proper name



Artist/object name



Soccer Graffiti



Name listing

- A **Throw Up** is a larger format, quickly sprayed graffiti, which usually consists only of an outline and a single-colored, flat fill (Fill-In).

- The contour (outline) alone or a fill (fill-in) alone is also sufficient for the classification as a throw-up.
- A Throw Up has a maximum of two colors (one color each for Outline and Fill-In) and usually has no other decorative embellishments, i.e. no other style elements, other than the Outline and Fill-In.



Throw Up with Outline and Fill-In Throw Up with Outline only



Throw Up only with Fill-In

Borderline cases where a style element is present, but is evaluated as a throw up:



Borderline Sides Borderline Shadows Borderline Sides

- Isolated dating, isolated dedications, isolated markings, e.g. swastikas or asterisks, are categorized as **other** type.



isolated dedication isolated sign

isolated sign

- Special note: If the graffiti is a localization or dating construction, this is not indicated under embedding/extension,

because this is described as belonging together in the linguistic constructions.

Subject area

- Here the thematic assignment of the graffiti to be annotated takes place.
- Topic areas in selection: Football/Sports, Graffiti Culture, Music, Politics, Police, Racism
- Note: For sprayer/crew names, dates, and localizations, "none" is indicated in the subject area category, even if the name has sem- antics.

Function

- Here the **linguistic function** of the graffiti is indicated (with purely pictorial Graffiti therefore no function is to be selected).
- Functions in selection: Call out/Note/Comment, Insult, Date, Local, Name, Dedicate/Honor.
- In the following example, the **Insult** function is selected (the resolution of the acronym is known):



- Also, typical graffiti with an insulting function are instances where other sprayers/crews are insulted along the lines of FUCK SPRÜHER-/CREWNAME.
- For to- and yo-/hi constructions, the function is **greeting/addressing**.
- Certain types of construction (see → Linguistic construction) are determined by their functional properties: For dating constructions, the function **dating** is selected; for localization constructions, the function **localizing** is selected; and for identity constructions, the function **name motivation** is selected.



Name motivation in the form of an identity construction: NCC NECKARCITY CREW"

Explanation of the function of name motivation

There are different forms of name motivations:

- **Resolution of an acronym:** HDF => Heroes of Darkness; WR => Wall Runners. Mostly these are resolutions of crew names. Also

if these long forms occur in isolation, i.e. without the respective short form, the function name motivation is selected.

- **Short and long form** (usually) of a sprayer's name. Only if both forms together form the graffiti, we assume a name motivation (HEKTIK HTK).
- A sprayer/crew name is, so to speak, embedded in a **"saying"**. In the following example, ENTA (name) is designed as a piece and contains "DA STAGE!" as an embedding (embedding/extension: name motivation).



- If sprayer/crew names (isolated or as lists of names) form the graffiti, the **Name** function is selected.
- The **Dedicate/Honor** function is selected in the following cases:
 - for/for constructions,
 - for artist/object names,
 - in the case of proper names (if these are to be interpreted as dedications, for example because they are provided with hearts or are written in a heart; individual letters are also interpreted as dedications in combination with hearts/a heart),
 - in football graffiti.

Language

- For **localising forms** of the type PLZ-Ausschnitt+-er/-ers/-erz, the following languages must be specified:
 - 68ers: Language: en, de
 - 68ers: Language: en
 - 68erz: Language: en + alienation
- For **sprayer/crew names**, the following rules apply to the indication of languages:
 - The languages German and English are to be selected for content, function and number words. Strongly technical words are not taken into account (example: the biological term "centrioles"); the language is undefined in these cases.
 - Only for the languages German and English a possible alienation is indicated.
 - The languages French, Spanish, Italian and Turkish are to be selected for content and number words. Function words are not included in these languages.
 - The subcategory "other" (language) is not selected for sprayer/crew names (an exception are sprayer/crew names from/with onym). If a sprayer/crew name is to be assigned to another language, "unvoted" is selected and the name is categorized as a sprayer/crew name from/with neologism.

- For sprayer/crew names from/with onym, a corresponding language is to be selected if the onym can be clearly assigned to a language system (interlingual allonymy).
- Example:
 - Charles: de
 - Charles: en, fr
 - Carlos: es
 - Karol: Polish (Selection: other)
- For **name listings** (if different languages are combined here), do not additionally select "hybrid"; also not, for example, for the addition ONE + a language other than English.
- If a **number** is written **as an equivalent for** to- and for-/for-constructions (2/11/4: XY), **en + alienation** must be indicated under language.
- If there is a **symbol** instead of a letter, an additional **alias is** specified under Language. Example: CR☆W

Linguistic construction

Note: The following rules apply to both the "linguistic construction" field and the "linguistic constructions contained" field.

- **Abbreviation/acronym:** Cases such as the graffiti abbreviation ACAB are to be assigned to the category of abbreviations and acronyms. The respective language of the abbreviation/acronym is to be selected. This procedure deviates from the handling of spray/crew names from/with neologisms when these are formed from abbreviations, which is related to the fact that in the case of an abbreviation not used as a name, both the corresponding linguistic function and the respective subject must be selected.



- **By constructions** are often partial graffiti of Pieces or Throw Ups and take over the function of signing. The preposition "by" is usually followed by a sprayer name, proper name or NP.



- **Dating constructions**, like localization constructions, can be single or multi-part. Besides isolated datings, sprayer or crewnames appear here, which are provided with a dating. As the example shows, several names can be combined with a dating. The dating is to be recorded in the dating field in each case.



- **Proper name:** All personal names are assigned to this category that are not graph-
fitin names and not artist names. (This category is to be distinguished from the
category sprayer-crewname from/with onym).



- The **finite construction** is a construction with a finite verb in which further finite constructions may be embedded. Coordinated finite constructions are assigned to the category **text**.



- **For/for constructions** are often partial graffiti of a piece or throw up and take on the function of a dedication. The preposition may be followed by a colon: "For: x,y,z". The preposition "for" is often also written by the Arabic 4 or the Roman IV.



- **Particle/formula of conversation:** This includes isolated conversational particles and phrases such as "guten Tag" (good day), "auf Wiedersehen" (goodbye), etc.



- An **identity construction** occurs when a sprayer or crewname (in re- gel this is a crewname from/with a neologism) is resolved into a long form. Short and long form must together form a graffiti. As linguistic function of an identity construction the name motivation has to be selected. If a graffiti is recognizable as name motivation, but the short form is missing, it is not an identity construction. The linguistic construction type in this case results from the structure of the long form.



- **Infinite constructions** are defined by the presence of a construction-determining infinite verb form (infinitive, participle).



- **Artist/object name:** Artist names are names of singers, actors, etc. Object names are for example names of football clubs or fan clubs,

film or music titles. Also abbreviations of a fan club such as "UM99" for "Ultras Mannheim 1999" are to be classified in this category.



- Two types of **localization constructions can be** distinguished: Isolated spatial indications on the one hand and the combination of one or more sprayer or crewnames with a localizing indication on the other (localizations in the narrow sense). Localizing information includes, for example, city names, names of a city district, postal codes or telephone area codes. Single or several sprayer or crew names may be associated with localizing indications. In this case, a name listing and a separate localization construction are not assumed, but a localization construction as a whole, since the localizing function is assumed to be dominant. Note: All local information is recorded, even if it refers to a place that may be (far) outside the area where the graffiti was applied.



- A **name listing** is a listing of two or more names. It is crucial that the design and/or positioning makes it recognizable that the respective names together form a graffiti, i.e. that they were produced in one action. Lists of names can be tag-styled, but also in the form of a large-format piece (for the description of two separately photographed pieces, which are to be considered together as a list of names, see image level). In the latter case, the names of sprayers or crews are to be assumed as a rule. However, proper names can also form a list of names. It is not uncommon for these proper names to be linked by symbols (hearts or plus signs). If sprayer or crew names are combined, the crew reference is to be noted in the context, if applicable.



- **Sprayer/crew names** are formed from or with neologisms (a), lexicon words (b) of different languages or from or with existing onyms (c). If a name consists of two or more parts, its core determines the assignment to the respective category (e.g.: COOL JOE An onym forms the core of the sprayer name). If only one digit forms a sprayer/crew name, which cannot be attributed a localizing or dating function, the category "other" is to be selected (e.g.: 17R).

In order to be able to assign the **status of a sprayer/crew name** to a linguistic form at all, various **criteria** must be fulfilled. One of these is the design of the writing: Names in graffiti usually have a specific styling. For example, the ends of the letters are elongated or form an arrow or curlicue. Certain stylistic elements are also characteristic of names in graffiti, such as quotes, crowns or lines. The design of a linguistic sign as a Piece or Throw Up is also a characteristic for the existence of a graffiti name. Another criterion is the frequency with which a word form is found in the material. For example, the more often the onym JOE is sprayed in a certain area at a certain time, the more likely it is that this is the name of a sprayer.

- **Sprayer/crew name from other:** Here (as already described above) sprayer or crew names are recorded which contain a digit in the core which forms the sprayer or crew name. The meaning of the digit used is usually not resolvable. In any case, digits that can be traced back to a localizing or dating meaning are not included here, even if that digit is designed as a Piece or Throw Up.



- The category **sprayer/crew name from/with lexicon word** includes sprayer and crew names that are lexicon words in the languages German, English, French, Spanish, Italian and/or Turkish. If a word form (as a content word, see restriction below) occurs in more than one of the listed languages, they are

is selected. It does not matter whether the word form is used as an internationalism (e.g. EURO) or whether the meanings are different in the corresponding languages (e.g. ER pronoun in German; ER man/soldier in Turkish). For German and English, grammatical words (content and grammatical words in all inflectional variants) are included in addition to content words. In French, Spanish, Italian and Turkish, only content words are taken into account and only the respective nominal form. Even if the form in question could be a grammatical form in one of these languages, the selection "language undefined" has to be made and the name has to be categorized as a neologism. Languages that have a non-Latin script are not included.



- **Alienations** in the area of lexicon words are only recorded if the languages German or English are concerned. An alienation can be created, for example, by replacing a grapheme with another grapheme with a similar phonetic-phonological reference or by further different spellings. In these cases, the subcategory "Alienation" is to be selected together with the alienated language.
- In the category of **sprayer/crew names from/with neologism**, sprayer/crew names are included whose nuclei are not content and function words of German and English and not content words of French, Italian, Spanish and Turkish. Abbreviations are also included in the category of neologisms, even if they are assigned to a specific language in their resolution (ex: RIP or CIA in their use as sprayer/crew name). In the case of a neologism, always select "indefinite" under the category language.




- The category **sprayer/crew name from/with onym** includes graffiti names that consist of proper names (examples are JOE or MAREK). In the case of sprayer/crew names from/with onym (as listed under the category language), only a corresponding

Select the language if the onym can be clearly assigned to a language system. If this is not the case, the selection "undefined" must be made under Language.



- **Text:** Complex structures consisting of multiple constructions are assigned to this category. They must be organized linearly (text-like), otherwise they are compositions.



- **To constructions** are often part of the graffiti of a piece or throw-up and take on the function of a greeting/addressing. The preposition "to" is usually followed by a colon and may be followed by a sprayer or proper noun: "To: x,y,z", "Peace to x, y, z". The preposition is also often written by the Arabic 2 or the Roman II.



- **Blinding construction - AdjP:** An adjective forms the core of the phrase in this category.



- **Blinding construction - NP:** This type of construction is formed by structures whose cores are nouns. A sprayer or crew name can be part of such a construction if, as in the example on the right, the addition crew forms the core of the phrase.



- In the category **verblose construction - PräpP** prepositional phrases are included. Constructions of the type x- AGAINST/FOR-y do not belong to this category. These are treated separately.



- **Blinding construction - other:** This includes constructions without verbs which cannot be assigned to any of the other blinding constructions.
 - Note: If a verb is not written out, but the equivalent of the concept is written as a symbol, such as I ♥ you (written in text and item field: I {HERZ} YOU) or Daniela + Stefan = ♥, this is classified as a **verblose construction - other**.



- **X-AGAINST/FOR-y construction:** This type of construction results from the combination of a name (proper names, artist/object names and sprayer/crew names are possible) with the prepositions "against" or "for" (or their German equivalents) and another nominal phrase.



- **Yo-/hi constructions** are often partial graffiti of a piece or throw up and take over the function of a greeting. The preposition can be followed by a colon.



Character type

- **Punctuation marks** are only entered in the item and text fields if they are used as such (and not primarily as decorum).
- Points are included in item and text boxes when they are on the baseline.
- Points are limited to a maximum of 3 when entered in the text and item fields.
- 4-fold quotes (at all four corners) are listed like normal quotes (i.e. only one quote each before and after the day in question).
- If quotes cross the first or last letter, they are not included in the text and item field, but are indicated as punctuation marks under Character type.

- If quotes are in a letter or within a runout, they are not included in the text and item fields, but are specified as punctuation marks under Character Type.
- Asterisks are only included in the text and item field if they are within the font height and/or if they are used as separators in name listings. Asterisks are limited to a maximum of 3 when entered in the text and item field.
- Framing equal signs at the beginning and end are interpreted as quotes and are also written accordingly as quotation marks in the text and item field. There are different variants of equal signs, see the figure below.
 - In the item and text field they are only included as written equal signs if they are used in their function (e.g. $1 + 1 = 2$; Sabrina + Heinz = {HERZ}).
- In cases where the symbol does not replace a letter (as in the case of "I ♥ you"), **symbols are** written with the help of curly brackets. In this case, the symbolized word is placed in curly brackets in place of the symbol:
I ♥ you - I {HERZ} you. More examples:
Ⓜ{PEACE}
© {COPYRIGHT}
Ⓐ {ANARCHY-A}
- If, on the other hand, a symbol stands for a letter, then the corresponding letter is written and specified as a symbolic character under Character type.



Text and item field: HAN HAT

- Roman numerals are specified as **number signs** under Character Type.
- Arrows are not entered in the text and item field, but are recorded as symbolic characters under Character type.
- For borderline cases, the following list can serve as a guide:

Graffiti	Item/Text	Inter-punctuation	Yil-element
<u>HZR</u>	HZR	—	✓
HZR	HZR	—	✓
.HZR.	HZR	—	✓
HZR	HZR	✓	—
HZR	HZR	✓	—
HZR)	HZR	—	✓
HZR!	HZR!	✓ (+Symbol)	✓

Graffiti	Item/Text	Inter-punctuation
HZR.	HZR.	✓
.HZR.	.HZR.	✓
:HZR:	:HZR:	✓

Graffiti	Item/Text	Inter-punctuation
"HZR"	"HZR"	✓
"HZR	"HZR	✓
=HZR=	"HZR"	✓
>>HZR<<	"HZR"	✓
'HZR/HZR	'HZR'	✓
>HZR<	'HZR'	✓
-HZR	HZR	✓
-HZR	HZR	✓
-HZR-	-HZR-	✓

- Note: For handling punctuation marks and symbolic marks on/around a Piece/Throw Up, see under Embedding/Extension.

Directionality

- If graffiti belonging together have a uniform directionality, the corresponding directionality is indicated.
- If, on the other hand, the directionality of the graffiti is different, then under directionality "other" to be selected because there is no single direction.
- The rule is: anything with a slope between 20 and 70 percent is considered diagonal.
 - The center line of a word forms the baseline. Letters lying on their side do not lead to the evaluation of a graffiti as diagonal.
- If a graffiti is on the floor or on the ceiling, no directionality is selected. This applies to all surfaces that run parallel to the ground (e.g. lids of garbage/disposal containers).

Letter styles

- **Abstract Style** should be selected if the graffiti contains neither written nor figurative elements.
- **Blockbuster Style** is selected for large, monumental letters that usually take up the entire height of the image.
- **Bubble Style** is to be indicated when the letters are rounded and look like they are inflated (like bubbles).
- **Graphic Style** is to be indicated if the design of the letters is based on modern advertising graphics or on the aesthetics of web design.
- **Semi Wild Style** is to be selected, if the letters are strongly alienated, but still readable.
- **Simple Style** should be selected if the letters are easy to read.
- **Tag style** is to be selected for graffiti-style tags, which usually consist of upper- and lowercase letters that are often broken at acute angles and have elongated letter shafts and extensions.
- **Wild Style** is to be selected, if the letters are very strongly alienated, intertwined and no longer readable for those unfamiliar with the scene.
- **Other** (all others)
- **None** (letters without style, non-scene graffiti)

Figure style

- **Flat:** like a comic figure with contour and flat filling
- **Linear:** e.g. stick figure
- **Modelling:** The volume of the figure is emphasised by drawing or painting, z. e.g. in a realistic/photorealistic representation.

Style elements

- **Arrow/s:** Arrows
- **Asterisk/e:** self-explanatory
- **Background:** colored primer
- **Break/s:** Image subject: Crack in the wall
- **Bridge/s:** Connectors/bridges between two letters
- **Bubble/s:** Bubbles: larger dots, often appearing in groups

- **Cloud/s:** Image Theme: Cloud
- **Crown/s:** Image subject: Crown
- **Drip/s:** Image subject: dripping paint
- **Fill-In/s:** colored filling of a letter
- **Heart/s:** self-explanatory
- **Highlight/s:** Light reflection points, often at the edges of the letters
- **Inline/s:** continuous or interrupted internal contours
- **Iteration:** Repetition of the same lettering that results in an overall shape or form, such as a row, column, or other geometric shape.
- **Nimbus:** halo, circle above sprayer/crew name
- **Outline/s:** Outline of a letter
- **Point(s):** self-explanatory
- **Quote/s:** Quotation marks; this also includes special forms such as horizontal double strokes.
- **Framing:** e.g. of a text by a closed line
- **Shadow/s:** Shadow cast by a letter
- **Side/s:** Sides of a three-dimensional letter defined by depth lines.
- **Smiley/s:** self-explanatory
- **Speed Line/s:** Motion lines, usually double strokes, arranged parallel to the outlines of a letter.
- **Spiral/s:** self-explanatory, are mainly found at the ends of letters.
- **Star/s:** Star/s
- **Stripe/s:** parallel wide stripes as an ornamental shape in a letter filling or in the sides of a three-dimensional letter (Sides)
- **Other/s**
- **None**

Colours

- All color tones used in the graffiti to be annotated are to be selected.

Embedding/extension

- **Embeddings or extensions** are specified for Throw Ups and Pieces if they contain partial graffiti. All partial graffiti are recorded here, including the comments that are additionally cut out and described in a separate mask. In the case of a composition, the respective embeddings must also be selected (comments are not cut out if they are part of a composition).
- Embedding/extensions in selection: Single character, Greeting/addressing, Signature/s, Dedication
- The **single character** selection is made for punctuation characters and symbolic characters that are on or in a Piece/Throw Up.
 - Note: All number signs that do not localize and do not date are grouped under "other".
 - Punctuation characters are not included in the text field, even for Pieces/Throw Ups, according to the rules for tags:



Text field: evil | evil

Embedding/extension: signature/s, **single characters**

- Symbols are also written in the text field according to the rules under Character Type and additionally single characters are specified under Embedding/Extension:



Text field: KMK | {COPYRIGHT} | KMK | Bag | 73

Embedding/extension: signature/s, **single character**

Note: Numbers that are in a Piece/Throw Up are separated from the Piece/Throw Up in the text field with a dash. This procedure is consistent for dating, localization (in these cases, localization or dating would be indicated under "Embedding/Extension") and hierarchizing additions. The hierarchizing number is to be listed in the sprayer/crew field and is listed under "embedding/extension" other.



Text field: SMF | 15! | SMF...

Embedding/extension: signature/s, **dating**



Text field: Mico | II

Sprayer/crew field: MICO II

Embedding/extension: **Other**

- For the **greeting/addressing** indication, to constructions and yo-/hi constructions are clues.
- **Signature/s** are specified if the Piece/Throw Up to be described is surrounded by further names belonging to the Piece/Throw Up. Several names can be signatures, a name other than the one realized as Piece/Throw Up can be signature (e.g. a crew name can be designed as Piece and a spray name can sign this Piece) or signatures can contain the addition Crew/Cru/Boys.
o. etc. All names are included in the text field and in the sprayer/crew field (here, however, without the Crew/Cru/Kru/Boys addition (or similar), see also under Sprayer/Crew field). In the following examples the signatures are to be indicated under "Embedding/Extension":



Text field: DERK | **DeRK** | Hi: RAME, RAYS, MC MARS... | THANKS To MY MAN SeeM



Text box: ReMS | **THE ReMS CREW...** | ...THE HARDCORE NEVER GETS SOFT!!!



Text field: CheK | **cHeK cMc TOc MeRY JOF** | 4: LINDA + MARTIN | 2: MY cMc BROTHERS TIME + SCOT... | 94

- If the Piece/Throw Up in the Tagstyle shows the stand-alone extension Crew/Cru/Kru or similar without any other name extension, select **Other** under "Embedding/Extension":



- **Other is** also indicated in the following cases:
 - in the case of linear numbers, the meaning of which is not known,
 - for hierarchizing numbers (as digit and written out number like "one", "two").
 - The numbers here are taken as components of the name and entered in the sprayer/crew field.
- For the indication of **dedication**, the criteria of the category "dedicate/honour" are to be used:
 - for/for constructions
 - Artist/object names
 - Proper names (with hearts as indicators for dedications) Football graffiti
 - The indication dedication also occurs when a name or letter appears on a Piece/Throw Up in combination with a heart, so that it can be assumed that it has a dedicatory function:



- Note: If a Piece/Throw Up is linearly extended by single letters or bound morphemes, this addition is assigned to the item and not to the embeddings. Typical for this are full spellings of the name (HORN-y) or extension by word formation morphemes (68-ers).

Notes

- The field is used for notes that are supposed to explain the meaning of a graffiti to the user, e.g. by pointing out that a certain comment is a quote of a line from a certain song, or by resolving and explaining abbreviations like CN 1860 (= Cosa Nostra 1860, fan club of the soccer club TSV 1860 Munich).

Note

- The note field can be used for comments by the person editing. These can be observations or explanations of the editing.

Architecture/Monument

- Here a known/significant building can be recorded on which the annotated graffiti is attached.

Literature

- Literature in which the graffiti to be described is dealt with can be entered here.
- Z. E. g. Papenbrock, Martin/Tophinke, Doris (2016): "Graffiti. Formen, Traditionen, Perspektiven". In: Hausendorf, Heiko/Müller, Marcus (eds.): Handbuch Sprache in der Kunstkommunikation. Berlin: de Gruyter (Handbuch Sprachwissen, vol. 16), p. 100.

Recording date

- The recording date for the Mannheim material can be taken from the Excel tables.
- If the corresponding file is not available here, proceed as in the category "location-postal code" (see above), whereby the date of recording should not be taken from a photo series if it is not certain that these data match.

Processing date

- The processing date is the date of the last processing. It must always be adjusted as soon as a change has been made to the processing. Note: Since mid-February 2019, the automated processing date is the definitive date.

Processing status

- The processing status "Discussion case" is selected if the processing of the graffiti is still to be discussed.
- The editing status "not completed" is selected if the editing of the image is not yet completed.

Editor

- In the editor field, all abbreviations of the persons who have already worked on the screen are to be listed. After each change made in a mask, the own abbreviation is to be entered and separated from the previous abbreviation with a semicolon: HP; SN; JS
- In this way it should be visible which person has worked on the picture last.

Editor

- Here the abbreviation of the editor is to be entered, as soon as he has edited the picture.

Title

- The file name of the image is to be entered here if it has been newly uploaded to the database, i.e. in the case of comments or photo series. If the title is not entered here, the image will be assigned a title by the database that does not correspond to the pattern of the other images.
- When assigning a title, it is important to use the title that the file has, otherwise the image cannot be found unambiguously in the database.